

*Changes for the Better*



# PASSENGER ELEVATORS DESIGN GUIDE



# DESIGN GUIDE


NEXIEZ-MRL Version2

# Elevators that serve as a link between a building and people's thoughts.

Elevators are expected to provide not only riding comfort but various other comforts as well. Designs that harmonize with a building's design, for example, are important elements. NEXIEZ-MRL Version2 creates a comfortable space where the building and people's thoughts are linked together, with four styles that embody the trends and styles of the times.

## NATURAL

A natural style emphasizing the soft texture of wood. Produces a natural feeling that is unaffected by the trends of the times.



## COMFORT

A minimalistic design that produces a comfortable and warm impression. A bright ceiling creates a feeling of reassuring comfort.



Decorative ←

→ Minimal



## LUXURY

An air of sophistication is created not by decorative elements but by a rich surface finish. An elegant space produced by an exquisite combination of muted colors and different materials.



## MODERN

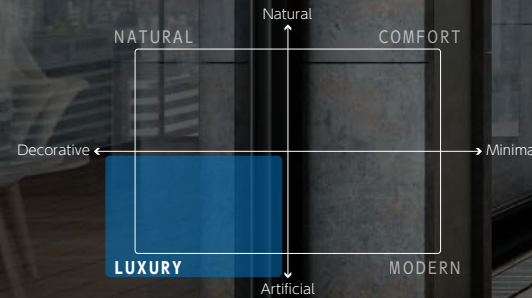
A beautiful urban style created by noiseless, simple lines. The modern and solid space exudes an air of refinement.

↓ Artificial



# LUXURY


An air of sophistication is created not by decorative elements but by a rich surface finish. An elegant space produced by an exquisite combination of muted colors and different materials.



Ceiling ..... CL2  
 Panel: Hairline stainless-steel  
 Lighting color: Warm white  
 Walls ..... Painted steel sheet [Y002B: Dark brown]  
 Transom panel ..... Hairline stainless-steel  
 Doors ..... Hairline stainless-steel  
 Front return panels ..... Hairline stainless-steel  
 Car operating panel ... CBSC4-D1050  
 Kickplate ..... Hairline stainless-steel  
 Flooring ..... PR812: Dim-gray



Ceiling ..... DL7  
 Panel: Mirror stainless-steel  
 Lighting color: Cool white  
 Walls ..... Painted steel sheet [Y055B: Onyx black]  
 Car operating panel ... CBV3-N1050  
 Kickplate ..... Hairline stainless-steel  
 Flooring ..... PR812: Dim-gray




Ceiling ..... DL5  
 Panel: Painted steel sheet [Y055B: Onyx black]  
 Lighting color: Cool white  
 Walls ..... Hairline stainless-steel with etched pattern [EPA-4]  
 Kickplate ..... Hairline stainless-steel  
 Flooring ..... PR812: Dim-gray  
 Handrail ..... YH-100SL: Hairline stainless-steel  
 Mirror ..... YZ-55SN: Full height



Ceiling ..... DL6  
 Panel: Laminated steel sheet [LA07: Frost white]  
 Lighting color: Warm white  
 Walls ..... Painted steel sheet [Y137B: Dark gray]  
 Car operating panel ... CBV1-M1010  
 Kickplate ..... Painted steel sheet [Y136D: Ash gray]  
 Flooring ..... PR801: Cream beige



Ceiling ..... CL2  
 Panel: Mirror stainless-steel  
 Lighting color: Warm white  
 Walls ..... Colored hairline stainless-steel [Champagne gold]  
 Kickplate ..... Colored hairline stainless-steel [Champagne gold]  
 Flooring ..... PR810: Ocher

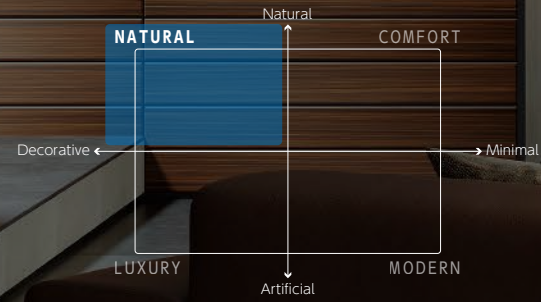


Ceiling ..... DL6  
 Panel: Mirror stainless-steel  
 Lighting color: Warm white  
 Walls ..... Colored hairline stainless-steel [Bronze]  
 Kickplate ..... Colored hairline stainless-steel [Bronze]  
 Flooring ..... PR812: Dim-gray  
 Handrail ..... YH-100SM: Mirror stainless-steel



# NATURAL

A natural style emphasizing the soft texture of wood. Produces a natural feeling that is unaffected by the trends of the times.



- Ceiling ..... DL5  
Panel: Painted steel sheet [Y055B: Onyx black]  
Lighting color: Cool white
- Walls ..... Laminated steel sheet [LA03: Washed oak]
- Transom panel ..... Laminated steel sheet [LA03: Washed oak]
- Doors ..... Laminated steel sheet [LA03: Washed oak]
- Front return panels ..... Hairline stainless-steel
- Car operating panel ..... CBV3-P1040
- Kickplate ..... Hairline stainless-steel
- Flooring ..... PR801: Cream beige
- Handrail ..... YH-100SL: Hairline stainless-steel



- Ceiling ..... DL7  
Panel: Painted steel sheet [Y135D: Shadow white]  
Lighting color: Cool white
- Walls ..... Rear: Laminated steel sheet [LA02: Oiled walnut]  
Side: Hairline stainless-steel
- Car operating panel ..... CBV1-M1010
- Kickplate ..... Hairline stainless-steel
- Flooring ..... PR812: Dim-gray



- Ceiling ..... DL6  
Panel: Hairline stainless-steel  
Lighting color: Warm white
- Walls ..... Laminated steel sheet [LA03: Washed oak]
- Kickplate ..... Colored hairline stainless-steel [Champagne gold]
- Flooring ..... PR801: Cream beige
- Handrail ..... YH-100GL: Hairline stainless-steel (Gold)



- Ceiling ..... DL5  
Panel: Painted steel sheet [Y136D: Ash gray]  
Lighting color: Warm white
- Walls ..... Rear: Hairline stainless-steel  
Side: Laminated steel sheet [LA03: Washed oak]
- Kickplate ..... Hairline stainless-steel
- Flooring ..... PR810: Ocher



- Ceiling ..... CL1  
Panel: Painted steel sheet [Y055B: Onyx black]  
Lighting color: Cool white
- Walls ..... Rear: Hairline stainless-steel  
Side: Laminated steel sheet [LA03: Washed oak]
- Kickplate ..... Hairline stainless-steel
- Flooring ..... PR801: Cream beige
- Handrail ..... YH-100SL: Hairline stainless-steel
- Mirror ..... YZ-53A: 2-mirror set




- Ceiling ..... CL2  
Panel: Mirror stainless-steel  
Lighting color: Cool white
- Walls ..... Laminated steel sheet [LA02: Oiled walnut]
- Kickplate ..... Hairline stainless-steel
- Flooring ..... PR812: Dim-gray




# COMFORT


A minimalistic design that produces a comfortable and warm impression. A bright ceiling creates a feeling of reassuring comfort.



Ceiling ..... DL6  
 Panel: Laminated steel sheet [LA03: Washed oak]  
 Lighting color: Warm white  
 Walls ..... Painted steel sheet [Y135D: Shadow white]  
 Transom panel ..... Painted steel sheet [Y135D: Shadow white]  
 Doors ..... Painted steel sheet [Y135D: Shadow white]  
 Front return panels ..... Hairline stainless-steel  
 Car operating panel ..... CBV3-N1040  
 Kickplate ..... Hairline stainless-steel  
 Flooring ..... PR801: Cream beige  
 Handrail ..... YH-100SL: Hairline stainless-steel



Ceiling ..... DL5  
 Panel: Laminated steel sheet [LA03: Washed oak]  
 Lighting color: Cool white  
 Walls ..... Painted steel sheet [Y135D: Shadow white]  
 Car operating panel ..... CBV1-M1010  
 Kickplate ..... Aluminum  
 Flooring ..... PR803: Gray  
 Handrail ..... YH-100SL: Hairline stainless-steel




Ceiling ..... CL2  
 Panel: Laminated steel sheet [LA03: Washed oak]  
 Lighting color: Warm white  
 Walls ..... Painted steel sheet [Y002B: Dark brown]  
 Kickplate ..... Hairline stainless-steel  
 Flooring ..... PR812: Dim-gray  
 Handrail ..... YH-100GL: Hairline stainless-steel (Gold)



Ceiling ..... CL2  
 Panel: Laminated steel sheet [LA03: Washed oak]  
 Lighting color: Cool white  
 Walls ..... Painted steel sheet [Y135D: Shadow white]  
 Kickplate ..... Aluminum  
 Flooring ..... PR801: Cream beige  
 Handrail ..... YH-100SL: Hairline stainless-steel



Ceiling ..... DL7  
 Panel: Laminated steel sheet [LA03: Washed oak]  
 Lighting color: Cool white  
 Walls ..... Hairline stainless-steel  
 Transom panel ..... Hairline stainless-steel  
 Doors ..... Hairline stainless-steel  
 Front return panels ..... Hairline stainless-steel  
 Car operating panel ..... CBV3-C1040  
 Kickplate ..... Hairline stainless-steel  
 Flooring ..... PR803: Gray

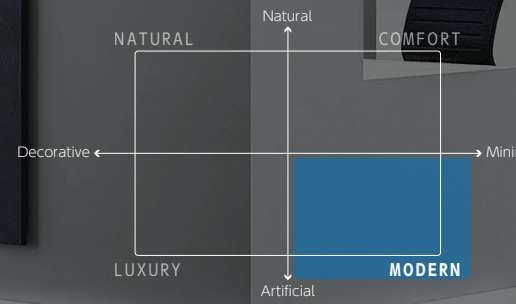


Ceiling ..... DL5  
 Panel: Laminated steel sheet [LA03: Washed oak]  
 Lighting color: Warm white  
 Walls ..... Laminated steel sheet [LA03: Washed oak]  
 Kickplate ..... Hairline stainless-steel  
 Flooring ..... PR810: Ocher  
 Handrail ..... YH-100GL: Hairline stainless-steel (Gold)  
 Mirror ..... YZ-55SN: Full height



# MODERN

A beautiful urban style created by noiseless, simple lines. The modern and solid space exudes an air of refinement.



- Ceiling ..... DL7  
 Panel: Painted steel sheet [Y055B: Onyx black]  
 Lighting color: Cool white  
 Walls ..... Hairline stainless-steel  
 Transom panel ..... Hairline stainless-steel  
 Doors ..... Hairline stainless-steel  
 Front return panels ..... Hairline stainless-steel  
 Car operating panel ... CBV3-M1040  
 Kickplate ..... Hairline stainless-steel  
 Flooring ..... PR812: Dim-gray  
 Handrail ..... YH-100SL: Hairline stainless-steel



- Ceiling ..... CL2  
 Panel: Painted steel sheet [Y135D: Shadow white]  
 Lighting color: Cool white  
 Walls ..... Hairline stainless-steel  
 Car operating panel ... CBV3-N1050  
 Kickplate ..... Hairline stainless-steel  
 Flooring ..... PR803: Gray  
 Handrail ..... YH-100SL: Hairline stainless-steel



- Ceiling ..... DL5  
 Panel: Mirror stainless-steel  
 Lighting color: Cool white  
 Walls ..... Rear: Hairline stainless-steel  
 Side: Painted steel sheet [Y136D: Ash gray]  
 Kickplate ..... Hairline stainless-steel  
 Flooring ..... PR803: Gray



- Ceiling ..... CL2  
 Panel: Painted steel sheet [Y136D: Ash gray]  
 Lighting color: Cool white  
 Walls ..... Rear: Hairline stainless-steel  
 Side: Painted steel sheet [Y119B: Apricot brown]  
 Kickplate ..... Hairline stainless-steel  
 Flooring ..... PR801: Cream beige



- Ceiling ..... DL7  
 Panel: Hairline stainless-steel  
 Lighting color: Cool white  
 Walls ..... Painted steel sheet [Y135D: Shadow white]  
 Kickplate ..... Hairline stainless-steel  
 Flooring ..... PR803: Gray  
 Handrail ..... YH-100SM: Mirror stainless-steel  
 Mirror ..... YZ-52A: Half-size



- Ceiling ..... DL6  
 Panel: Mirror stainless-steel  
 Lighting color: Cool white  
 Walls ..... Hairline stainless-steel  
 Transom panel ..... Hairline stainless-steel  
 Doors ..... Hairline stainless-steel  
 Front return panels ... Hairline stainless-steel  
 Car operating panel ... CBV3-M1050  
 Kickplate ..... Hairline stainless-steel  
 Flooring ..... PR803: Gray  
 Handrail ..... YH-57S: Hairline stainless-steel

## Ceiling

Type	Spec.	Lighting (LEDs)		Diagram	Materials / Finishes			
		Cool white	Warm white					
CL1 Flat					Painted steel sheet Y135D Shadow white [RAL 000 85 00] (Semi-gloss) Y136D Ash gray [RAL 000 60 00] (Semi-gloss) Y055B Onyx black (Gloss)			
CL2 Downlight Standard <small>*1,*2,*3</small>					Painted steel sheet <b>Standard</b> Y135D Shadow white [RAL 000 85 00] (Semi-gloss) Y136D Ash gray [RAL 000 60 00] (Semi-gloss) Y055B Onyx black (Gloss)	Stainless-steel Hairline Mirror	Laminated steel sheet LA03*6 Washed oak	
DL5 Cove <small>*1,*3,*4</small>					Painted steel sheet Y135D Shadow white [RAL 000 85 00] (Semi-gloss) Y136D Ash gray [RAL 000 60 00] (Semi-gloss) Y055B Onyx black (Gloss)	Stainless-steel Hairline Mirror	Laminated steel sheet LA03 Washed oak	 LA07 Frost white
DL6 Cornice <small>*1,*3,*5</small>						Stainless-steel Hairline Mirror	Laminated steel sheet LA03*6 Washed oak LA07 Frost white	 LA07 Frost white
DL7 Line <small>*3</small>					Painted steel sheet Y135D Shadow white [RAL 000 85 00] (Semi-gloss) Y136D Ash gray [RAL 000 60 00] (Semi-gloss) Y055B Onyx black (Gloss)	Stainless-steel Hairline Mirror	Laminated steel sheet LA03*6 Washed oak	

## Ceiling with emergency trap door for EN81-72:2015

**FL1**

Ceiling ... Center panel with emergency trap door:  
Painted steel sheet [Y033D: White]  
Side panels: Milky white resin  
Lighting color: Cool white

- Not applicable to observation car.
- This ladder will be used for rescue operation in case of an emergency.

## Handrail

**YH-100SL** Hairline stainless-steel  
**YH-100GL** Hairline stainless-steel (Gold)  
**YH-100SM** Mirror stainless-steel  
**YH-57S** Hairline stainless-steel

## Mirror

**YZ-52A** Half-size  
**YZ-53A** 2-mirror set  
**YZ-55SN** Full height  
**YZ-100S** Rear-view mirror\*7

### Notes:

- \*1: Two ceiling panels are joined depending on the car size. In that case, the joint line is visible in the middle of the ceiling.
- \*2: The ceiling with five downlights is for a car with an internal width or depth of 1600mm or more.
- \*3: The direction of grain on steel sheets or hairline on stainless-steel differs depending on the car size.
- \*4: The lighting may not provide illumination required by EN81-20/50:2014 (minimum 100 lux at 1 m above floor) depending on the car size including ceiling height or the color combination of walls, flooring, and ceiling. Please consult our local agents.
- \*5: If the car internal width is 1100mm or more, the downlights will be installed in the lengthwise direction. If the car internal depth is 1500mm or more, three downlights will be installed.
- \*6: If two ceiling panels are joined or an emergency trap door is provided, the grain may not be lined up perfectly.
- \*7: A rear-view mirror is for a two-gate elevator as a mirror cannot be installed on the rear wall. The car transom height must be at least 250mm to install a rear-view mirror. Please consult our local agents for details.



Natural light gives the car a spacious atmosphere



- |                           |                             |                           |  |
|---------------------------|-----------------------------|---------------------------|--|
| Ceiling .....             | CL2                         | Doors .....               | Hairline stainless-steel with glass window |
| Panel:                    | Hairline stainless-steel    | Front return panel .....  | Hairline stainless-steel                   |
| Lighting color:           | Cool white                  | Kickplate .....           | Hairline stainless-steel                   |
| Mullions (interior) ..... | Hairline stainless-steel    | Flooring .....            | PR812: Dim-gray                            |
| Mullions (exterior) ..... | Painted finish (N5.5: gray) | Car operating panel ..... | CBV3-N1040                                 |
| Windows .....             | Transparent flat glass      | Handrail .....            | YH-100SL: Hairline stainless-steel         |
| Glass frames .....        | Aluminum                    |                           |  |
| Transom panel .....       | Hairline stainless-steel    |                           |  |

**Glass Arrangements**



- |                   |        |            |                 |                 |
|-------------------|--------|------------|-----------------|-----------------|
| NY-40A            | NY-40B | NY-40C     | NY-40D          | NY-40E          |
| Rear & both sides | Rear   | Both sides | Rear & one side | Rear & one side |



**E-312 Splayed Jamb with Transom Panel**  
**E-212 Square Jamb with Transom Panel**

- |                     |                          |
|---------------------|--------------------------|
| Jamb .....          | Hairline stainless-steel |
| Transom panel ..... | Hairline stainless-steel |
| Doors .....         | See-through doors        |
| Hall lantern .....  | HLV1-A80S                |
| Hall button .....   | HBV1-C716                |



**E-312 Splayed Jamb with Transom Panel**  
**E-212 Square Jamb with Transom Panel**

- |                               |   |
|-------------------------------|---|
| Jamb .....                    | Hairline stainless-steel                |
| Transom panel .....           | Painted steel sheet [Y002B: Dark brown] |
| Doors .....                   | Painted steel sheet [Y002B: Dark brown] |
| Hall position indicator ..... | HLV3-A90S                               |
| Hall button .....             | HBV3-A1210                              |



**E-302 Splayed Jamb**  
**E-202 Square Jamb**

- |                               |   |
|-------------------------------|---|
| Jamb .....                    | Painted steel sheet [Y055B: Onyx black] |
| Doors .....                   | Painted steel sheet [Y055B: Onyx black] |
| Hall position indicator ..... | PIH-D457                                |
| Hall button .....             | HBV1-A1010                              |

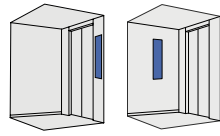


**E-102 Narrow Jamb** Standard

- |  |  |
|--|--|
| Jamb .....                                 | Hairline stainless-steel   |
| Doors .....                                | Painted steel sheet [Y118B: Foggy blue]  |
| Hall position indicators and buttons ..... | PIV1-A1010 <span style="background-color: #0070C0; color: white; padding: 2px;">Boxless</span> |



For front return panel or side wall



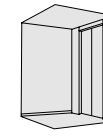
Wall mounted, short panel (without service cabinet)<sup>3</sup>

EN81-70:2018 compliant<sup>4</sup>  
(Side wall only)

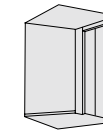
Example of a wall-mounted panel

With EN81-20/50:2014-compliant indicator<sup>7</sup>

For front return panel



Long panel



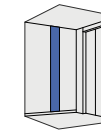
Swing panel

EN81-70:2018 compliant<sup>4</sup>

Hairline<sup>6</sup> stainless-steel faceplate

Hairline<sup>6</sup> stainless-steel faceplate

For side wall



Full-height panel

EN81-70:2018 compliant<sup>4</sup>

Hairline<sup>6</sup> stainless-steel faceplate

Hairline<sup>6</sup> stainless-steel faceplate

## Button line-up<sup>8</sup>

General buttons

Type	CBV1	CBV3	CBV2	CBV4	CBSC2 <sup>9</sup>	CBSC4 <sup>9</sup>
Surface	Tactile	Tactile	Flat	Flat	Flat	Flat
Illumination color	Yellow-orange	White	Yellow-orange	White	Yellow-orange	White
Size/Material	Ø33mm/Stainless-steel, non-directional hairline				Ø33mm/Plastic crystal	

Notes:

- \*1: The symbol ■ is replaced with a number representing the button type and illumination color. (e.g. CBV1, CBSC2, etc.)
- \*2: The type in parentheses ( ) shows an auxiliary car operating panel (optional). The design is slightly different from the above image.
- \*3: Maximum number of floors: 22 floors. For EN81-70:2018-compliant operating panels, the maximum number of floors is 14 floors (to meet the top button height required by EN81-70:2018).
- \*4: Only tactile buttons are available.
- \*5: Segment LED indicators cannot display some letters of alphabet. Please consult our local agents for details.


EN81-70:2018-compliant buttons<sup>4</sup>

CBSS2 <sup>9</sup>	CBSS4 <sup>9</sup>	CBV1	CBV3
Flat	Flat	Tactile with white ring	Tactile with white ring
Yellow-orange	White	Yellow-orange	White
33x33mm/Plastic crystal		Ø33mm/Stainless-steel, non-directional hairline	

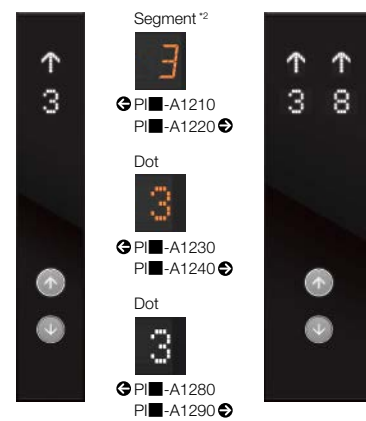
- \*6: Faceplates with mirror-finish are also available (optional). Please consult our local agents for details.
- \*7: The indicator will be incorporated in other types of car operating panels for EN81-20/50:2014-compliant elevators.
- \*8: Antiviral and antibacterial coating or film is applicable, as optional, to the buttons for elevators to be installed in some countries. Please consult our local agents for details.
- \*9: Plastic crystal buttons are applicable to swing panels only. If a 10.4-inch LCD is provided, the buttons are not applicable.

## Hall position indicators and buttons<sup>1</sup>

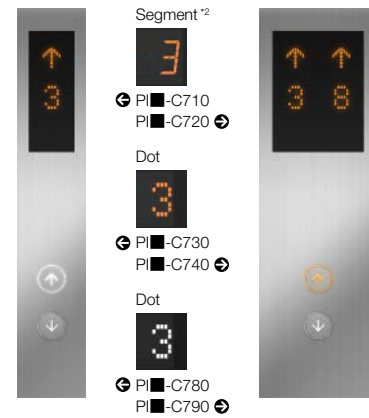
### • Hairline stainless-steel with plastic case



### • Black, glass-like plastic faceplate



### • Hairline stainless-steel faceplate<sup>3</sup>



## Hall buttons<sup>1</sup>

### • Hairline stainless-steel with plastic case



### • Black, glass-like plastic faceplate



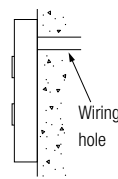
### • Hairline stainless-steel faceplate<sup>3</sup>




### Cross-section of surface-mount fixtures

Boxless


These hall signal fixtures can be easily mounted on the wall surface without having to cut into the wall to embed the back box.



## Hall lanterns



## Hall position indicators



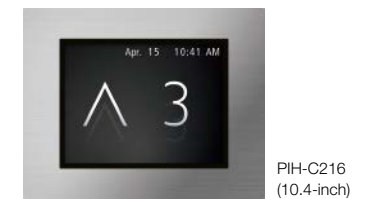
## Hall position indicator with lantern



## LCD position indicator



## LCD information displays



## Button line-up<sup>4</sup>

### General buttons

Type	PIV1 / HBV1	PIV3 / HBV3	PIV2 / HBV2	PIV4 / HBV4	PISC2 <sup>5</sup> / HBSC2 <sup>5</sup>	PISC4 <sup>5</sup> / HBSC4 <sup>5</sup>
Surface	Tactile	Tactile	Flat	Flat	Flat	Flat
Illumination color	Yellow-orange	White	Yellow-orange	White	Yellow-orange	White
Size/Material	Ø33mm/Stainless-steel, non-directional hairline				Ø33mm/Plastic crystal	

### Notes:

- \*1: The symbol ■ is replaced with a number representing the button type and illumination color. (e.g. PIV1, HBSC2, etc.)
- \*2: Segment LED indicators cannot display some letters of alphabet. Please consult our local agents for details.
- \*3: Faceplates with mirror-finish are also available (optional). Please consult our local agents for details.
- \*4: Antiviral and antibacterial coating or film is applicable, as optional, to the buttons for elevators to be installed in some countries. Please consult our local agents for details.

### EN81-70:2018-compliant buttons<sup>6</sup>

PIV1 / HBV1	PIV3 / HBV3
Tactile with white ring	Tactile with white ring
Yellow-orange	White
Ø33mm/Stainless-steel, non-directional hairline	

PISS2 <sup>5</sup> / HBSS2 <sup>5</sup>	PISS4 <sup>5</sup> / HBSS4 <sup>5</sup>
Flat	Flat
Yellow-orange	White
33x33mm/Plastic crystal	

- \*5: Plastic crystal buttons are applicable to hairline stainless-steel faceplate only.
- \*6: Only tactile buttons are available. EN81-70:2018-compliant buttons are applicable to the following hall position indicators and buttons or hall buttons.
  - Hall position indicators and buttons: PI■-C710, PI■-C730, PI■-C780, PI■-C766
  - Hall buttons: HB■-C716
- \*7: Not applicable to EN81-70:2018-compliant elevators.



## Hall operating panels

### 10.4-inch touchscreen<sup>\*2</sup>

#### • Surface mounted type



HSP-A11



HSP-A16<sup>\*3</sup>

#### • Embedded type



HSP-C11



HSP-C18<sup>\*3</sup>

## Keypad

### • Dot LED display



HSVF-C232



HSVF-C223<sup>\*3</sup>

### • 5.7-inch LCD display



HSVF-C274



HSVF-C285<sup>\*3</sup>

## Hall lantern with elevator number plate



HLV-E116S



HLF-A10  
HLF-A11 (with chime)

## Car operating panel with destination floor indicator<sup>\*2</sup>




CBU2-C739



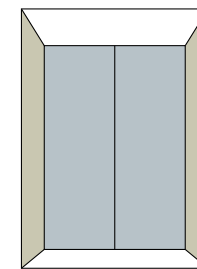
EN81-20/50:2014-compliant indicator<sup>\*4</sup>

We offer a large selection of car interior materials, based on four design concepts, to create a relaxing and comfortable space. Perfect combination of wall and ceiling materials and lighting can create a beautiful and pleasant atmosphere in your elevator.




## Elegant combination wall design

Combining a rear and side walls in different materials or colors brings the warmth and enhances the feel of the interior, giving an elegance to your elevator.



\*The images show the examples of combination wall design.



Rear: Laminated steel sheet [LA02: Oiled walnut]  
Side: Hairline stainless-steel



Rear: Hairline stainless-steel  
Side: Painted steel sheet [Y136D: Ash gray]



Rear: Hairline stainless-steel  
Side: Painted steel sheet [Y119B: Apricot brown]

Notes:  
\*1: If you require design complying with EN81-70, please consult our local agents.  
\*2: Antiviral and antibacterial coating or film is applicable, as optional, to the buttons for elevators to be installed in some countries. Please consult our local agents for details.  
\*3: Card reader is to be supplied by customer. Please consult our local agents for details.  
\*4: The indicator will be incorporated in car operating panels for EN81-20/50:2014-compliant elevators.

### Ceiling

\*Please refer to page 11-12 for details of ceiling.

**Painted steel sheet**

- Y135D Shadow white [RAL 000 85 00] - Semi-gloss
- Y136D Ash gray [RAL 000 60 00] - Semi-gloss
- Y055B Onyx black - Gloss

**Stainless-steel**

- Hairline
- Mirror

**Laminated steel**

- LA07 Frost white
- LA03 Washed oak

### [Car] Walls, doors and transom panel

**Colored hairline stainless-steel**

- Champagne gold
- Bronze

**Colored hairline stainless-steel with etched pattern**

\*Please refer to the etching finish pattern book, EFA1, for details.

- EPA-1
- EPA-2
- EPA-3

Non-etched surface / Etched surface

**Laminated steel sheet**

- CP23 Minimal stripe
- CP101 Silver
- CP141 Bright slate
- LA03 Washed oak
- LA02 Oiled walnut

### Kickplate

**Aluminum**

- Hairline

**Stainless-steel**

- Hairline

**Painted steel sheet**

- Y136D Ash gray [RAL 000 60 00] - Semi-gloss

**Colored hairline stainless-steel**

- Champagne gold
- Bronze

### Flooring

Durable vinyl tile

- PR801 Cream beige
- PR810 Ocher
- PR803 Gray
- PR812 Dim-gray

## Car Finish Application Table

S = Standard, O = Optional

Materials / Finishes	Walls			Transom panel	Doors	Front return panels	Kickplate	Flooring	Sill
	Three sides	Combination wall <sup>7</sup>							
		Rear wall	Side walls						
Hairline stainless-steel (SUS-HL)	S	O	O	S	S	S	O		
Painted steel sheet	O	O	O	O	O	O	O <sup>3</sup>		
Laminated steel sheet	O	O	O	O	O <sup>6</sup>				
Hairline stainless-steel with etched pattern <sup>11</sup> (SUS-HE)	O			O	O				
Colored hairline stainless-steel (colored SUS-HL)	O			O	O		O		
Colored hairline stainless-steel with etched pattern <sup>12</sup> (colored SUS-HE)	O			O	O				
Mirror stainless-steel (SUS-M)	O			O	O	O			
Shiny vibration stainless-steel	O			O	O	O			
Aluminum							S		
Glass windows [1300mm(H) x 200mm(W) or 1300mm(H) x 300mm(W)] <sup>14</sup>					O				
See-through doors <sup>15</sup>					O				
Durable vinyl tile [2mm]								S	
Aluminum checkered plate [3mm]								O	
Rubber tile/carpet/marble/granite [3-35mm] (supplied by customer) <sup>16</sup>								O	
Extruded hard aluminum									S
Stainless-steel									O

Notes:  
 \*1: Etching pattern EPA-1~6 only.  
 \*2: Etching pattern EPA-1~3 only.  
 \*3: Only available in ash gray (Y136D).  
 \*4: The size of glass window for EN81-20/50-compliant elevators is 1300mm (H) x 300mm (W).  
 \*5: For EN81-20/50-compliant elevators, see-through doors are applicable to CO doors only.  
 \*6: Please consult our local agents for details.  
 \*7: The luster of painted steel sheet may differ depending on the color.  
 \*8: Not applicable in some countries. Please consult our local agents for details.

## [Car] Walls, doors and transom panel, [Hall] Doors, transom panel and jamb

**Stainless-steel**

- Hairline
- Mirror
- Shiny vibration

\*Mirror-finish is not applicable to the hall transom panel and jamb.  
 \*Shiny vibration is not applicable to the hall doors, hall transom panel and jamb.

**Hairline stainless-steel with etched pattern**

Non-etched surface / Etched surface

- EPA-1
- EPA-2
- EPA-3
- EPA-4
- EPA-5
- EPA-6

\*Not applicable to the jamb, please refer to the etching finish pattern book, EFA1, for details.

**Painted steel sheet**

**Beige colors**

- Y033D White - Semi-gloss
- Y133D Pastel sand [RAL 080 80 10] - Semi-gloss
- Y134D Flax fibre gray [RAL 075 70 10] - Semi-gloss
- Y002B Dark brown - Gloss

**Gray colors**

- Y135D Shadow white [RAL 000 85 00] - Semi-gloss
- Y136D Ash gray [RAL 000 60 00] - Semi-gloss
- Y137B Dark gray [RAL 000 40 00] - Gloss
- Y055B Onyx black - Gloss

**Chromatic colors**

- Y117B Natural green [RAL 120 80 30] - Gloss
- Y118B Foggy blue [RAL 250 70 10] - Gloss
- Y119B Apricot brown [RAL 050 60 40] - Gloss
- Y138B Carriage yellow [RAL 075 80 60] - Gloss
- Y116B Blue - Gloss
- Y014B Red-violet - Gloss

## [Hall] Doors, transom panel

**Hairline stainless-steel with etched pattern**

\*Please refer to the etching finish pattern book, EF4, for details.

Non-etched surface / Etched surface

- EP-A-004
- EP-A-011
- EP-A-021
- EP-B-009
- EP-D-006
- EP-F-004

## Entrance Finish Application Table

S = Standard, O = Optional

Materials/Finishes	Jamb	Transom panel	Doors	Sill
Hairline stainless-steel (SUS-HL)	S	O	S	
Painted steel sheet	O	O	O	
Hairline stainless-steel with etched pattern (SUS-HE)		O	O	
Mirror stainless-steel (SUS-M)			O	
Glass windows [1300mm(H) x 200mm(W) or 1300mm(H) x 300mm(W)] <sup>14</sup>			O	
See-through doors <sup>15</sup>			O	
Extruded hard aluminum				S
Stainless-steel				O

Actual colors may differ slightly from those shown.





*Our elevators, escalators and building management systems are always evolving, helping achieve our goal of being the No.1 brand in quality. In order to satisfy customers in all aspects of comfort, efficiency and safety while realizing a sustainable society, quality must be of the highest level in all products and business activities, while priority is place on consideration for the environment. As the times change, we promise to utilize the collective strengths of its advanced and environmental technologies to offer its customers safe and reliable products while contributing to society.*

\* Quality in Motion is a trademark of Mitsubishi Electric Corporation.

### ISO9001/14001 certification

Mitsubishi Elevator Asia Co., Ltd. has acquired ISO 9001 certification from the International Organization for Standardization based on a review of quality management. The plant has also acquired environmental management system standard ISO 14001 certification.



## MITSUBISHI ELECTRIC BUILDING SOLUTIONS CORPORATION

HEAD OFFICE : TOKYO BLDG., 2-7-3, MARUNOUCHI, CHIYODA-KU, TOKYO 100-8310, JAPAN

[www.MitsubishiElectric.com/elevator](http://www.MitsubishiElectric.com/elevator)

**⚠ Safety Tips: Be sure to read the instruction manual fully before using this product.**



Revised publication effective Apr. 2022.  
Superseding publication of C-CL1-1-CA690-A Sep. 2021.  
Specifications are subject to change without notice.

©2022 Mitsubishi Electric Corporation