

ELEVATOR MONITORING AND  
CONTROL SYSTEM



**M e l E y e**

All Traffic in Your Hands



# All Traffic in Your Hands

## M e l E y e

MelEye closely observes the operational statuses of elevators and escalators that handle continually changing passenger traffic. This allows building managers to rapidly respond to changing traffic patterns, thus optimizing the performance of elevators and escalators and maximizing the added value of the whole building.

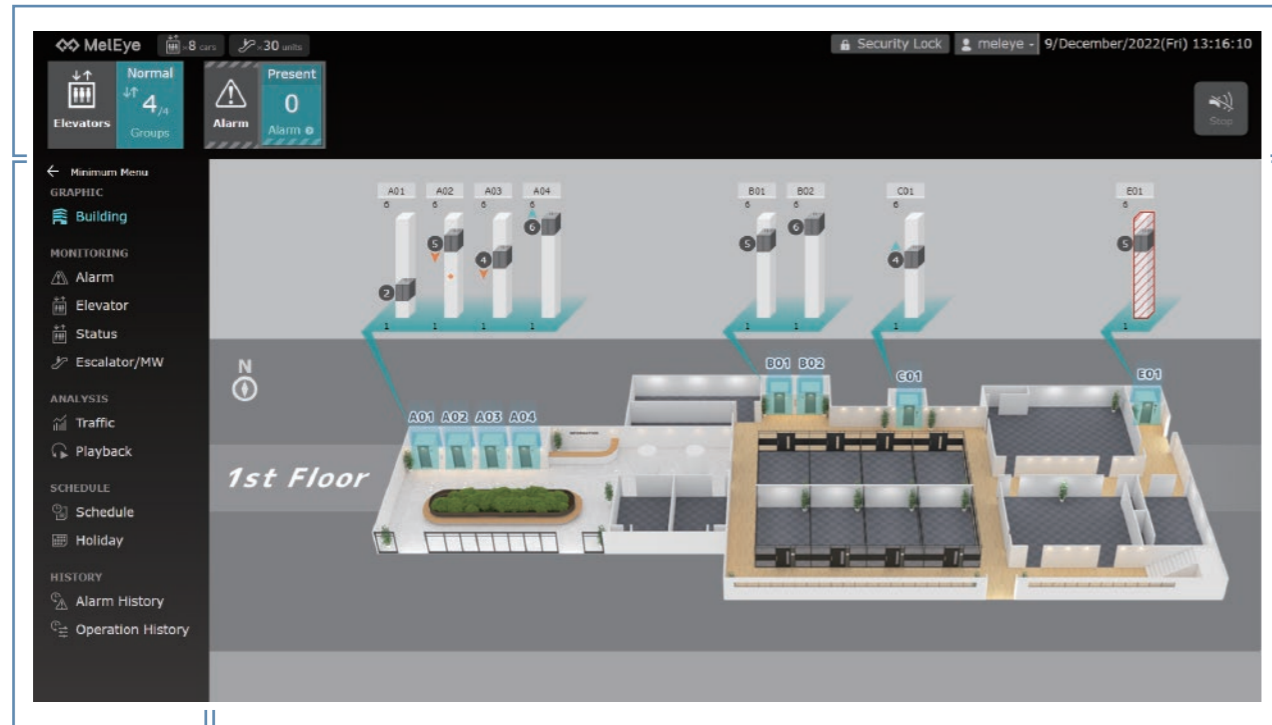


-  **Easy monitoring**  
of all elevators and escalators
-  **Easy setting**  
for optimum traffic flow
-  **Easy analysis**  
of traffic statuses from various angles

You can easily access all the necessary traffic information. >>

# Easy monitoring of all elevators and escalators

## Simple status display

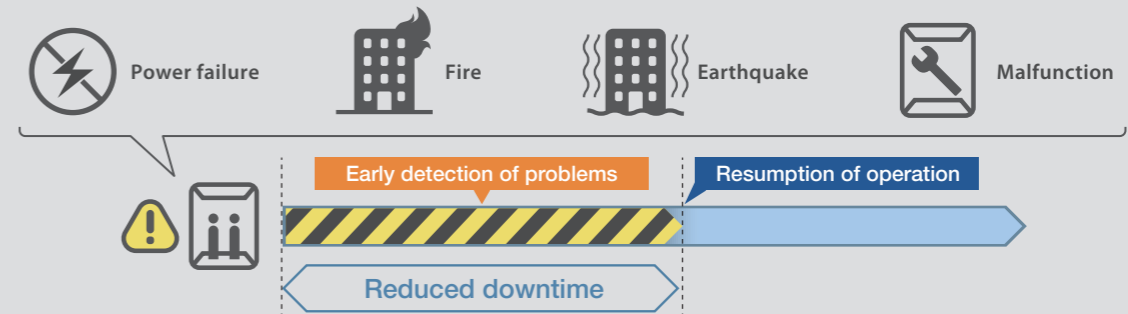
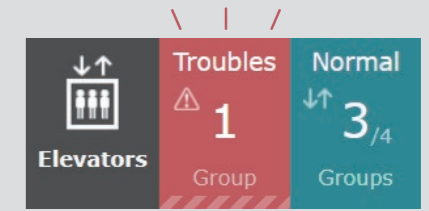


Menu

Graphical layout

## Instant recognition of trouble

The intuitively designed screen makes it possible to easily understand the status of all elevators and escalators in the event of an emergency or failure. Being able to more quickly respond to such problems can minimize the downtime for the elevators and escalators in question.



## Congestion at a glance

The average waiting time for each elevator group is presented in an easy-to-read graph. You can check the average waiting time for a specified period of time within the past 400 days including the day of the event.



Average waiting time

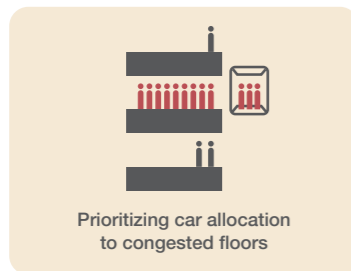
# Easy analysis of traffic statuses from various angles

## Solutions for efficient traffic flow in the building

Operational information collected by MelEye can be used to analyze a building's traffic flow. This analysis can help to reduce congestion during a specific period of time as well as the waiting times for each floor.

Floor	Number of Hall Calls				Waiting Time(sec)				Number of Car Calls				
	Whole		>=60sec(%)		Average		Maximum						
	Up	Down	Up	Down	Up	Down	Up	Down					
6	0	229	229	0.0	48.1	48.1	0.0	58.3	58.3	0.0	99.9	99.9	299
5	28	37	65	4.7	8.4	6.8	19.2	22.6	21.1	41.0	35.1	41.0	99
4	36	105	141	5.5	29.3	23.5	20.9	41.4	36.2	41.4	53.1	53.1	150
3	39	63	102	7.3	10.1	9.0	21.6	24.1	23.1	41.0	54.2	54.2	234
2	29	61	90	6.9	9.8	8.9	21.2	24.1	23.0	32.1	53.6	53.6	241
1	376	0	376	60.6	0.0	60.6	69.5	0.0	69.5	155.0	0.0	155.0	573
Total	508	495	1003	46.5	31.6	39.2	56.8	43.5	50.3	155.0	99.9	155.0	1596

### MelEye solution



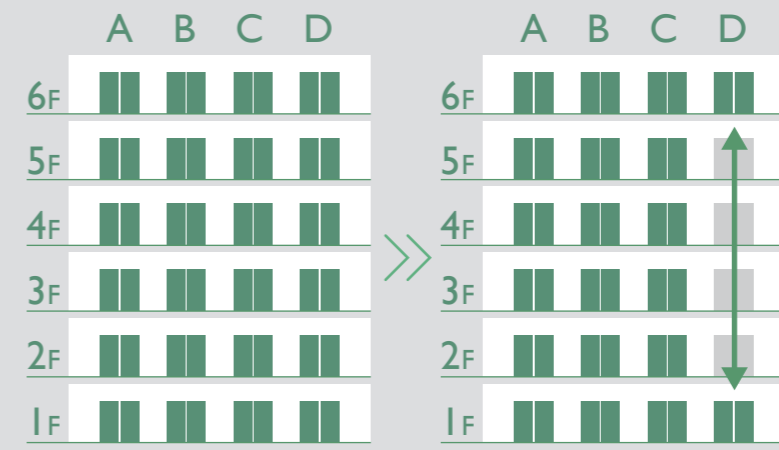
### Other solutions



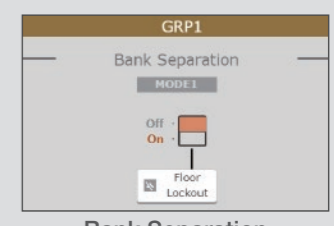
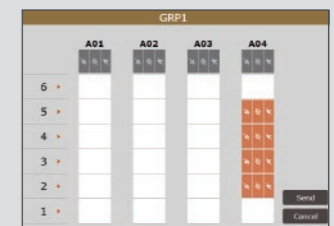
# Easy setting for optimum traffic flow

## Simple operational settings on your screen

Elevator operation modes can be changed remotely according to the traffic conditions. By eliminating the need for maintenance personnel to change the operation modes in person, MelEye is able to quickly improve transport efficiency.

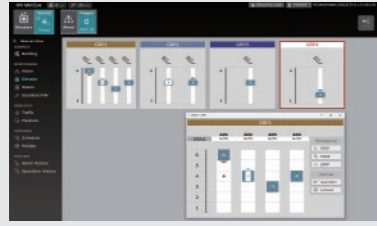
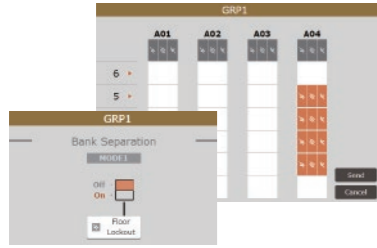


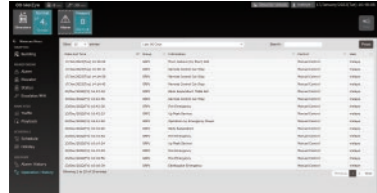
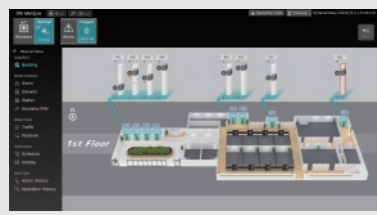


One of the cars runs from the bottom floor directly to the top floor to reduce congestion on the bottom floor.



# Specifications

## Main Functions

Classification	Function	Description	Application	
			Elevators	Escalators
<b>MONITORING</b> 	Status monitoring	Monitors the following. · Alarm · Elevator · Status · Escalator/Moving Walk	S	S
<b>OPERATION SETTING*1</b> 	Special operation control	Controls or schedules the following special operations*2 manually via a computer: · NS — Floor Lockout · RCS — Out-of-service – Remote · RET — Return Operation · BSO — Bank-separation Operation · DPS — Down Peak Service · IUP — Intense Up Peak · LTS — Lunchtime Service · TFS — Main Floor Changeover Operation · UPS — Up Peak Service	O	—
	Emergency operation control	Controls the following emergency operations: · OEPS — Operation by Emergency Power Source · FER — Fire Emergency Return · EER — Earthquake Emergency Return	O	—
<b>ANALYSIS</b> 	Traffic	Collects statistics on the number of calls, the average waiting time and the long wait rate over the past 400 days and displays the data for a specified period of time, up to 31 days for average waiting time or 24 hours for other items, in a spreadsheet or histogram.	O*3	—
	Playback	Replays the operational events during a specified period in the past 400 days.	O	—
<b>HISTORY</b> 	Alarm History	Displays the alarm logs for the past 400 days and stores the logs in CSV format on the hard drive.	S	S
	Operation History	Displays the operation change logs for the past 400 days and stores the logs in CSV format on the hard drive.	S*4	—
<b>GRAPHIC</b> 	Building layout (2D/3D graphic)	Displays the locations of the grouped elevators and escalators in the building and highlights the elevators and escalators having any type of problem.	O	O

Notes: \*1. Scheduled operation is not available during emergency operations and some special operations.  
 \*2. These are some of the options available. For other special operations, please refer to our product brochures.  
 \*3. Traffic analysis is not available for the elevators with the features below.  
 · Destination Oriented Allocation System (DOAS) · Bank-separation Operation (BSO)  
 \*4. If the special operations and emergency operations are not controlled by MelEye, the operation change logs are not stored.

S : Standard  
 O : Optional  
 — : Not applicable

## Number of Elevators and Escalators Connected to MelEye

Elevators only	Up to <b>32</b> groups / <b>64</b> units
Both elevators and escalators	Elevators : Up to <b>32</b> groups / <b>64</b> units Escalators : Up to <b>30</b> units

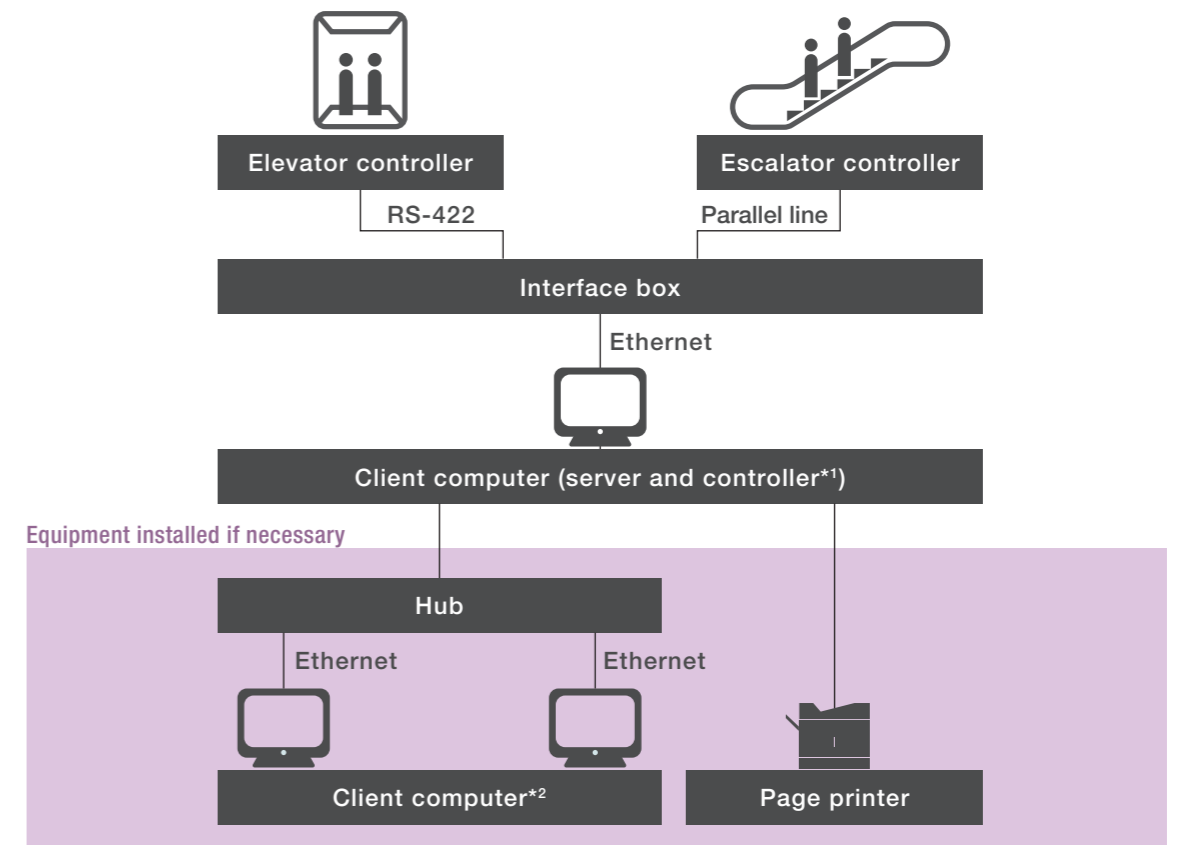
Note: If the number of groups or units to be installed exceeds the numbers shown above, a separate network connection is required. Please consult our local agents for details.

## Equipment Specifications

Device	Specification
Computer	· CPU: <b>Intel Core i5</b> or greater · Main memory: <b>8.0 GB</b> or more · HDD: <b>100 GB</b> or more
Monitor	<b>23" to 24"</b> wide display [Resolution: <b>1920 × 1080</b> ]
Hub	10BASE-T / 100BASE-TX
Printer	Page printer (optional)

Notes: 1. The specifications listed above are the minimum requirements for MelEye.  
 2. Depending on the monitoring functions or the number of elevators/escalators, the capacities listed above may need to be increased.  
 3. Provision of power supplies is not included.  
 4. Workstation furniture, such as desks and chairs, needs to be prepared by each customer.  
 5. Power supply source in case of power failure needs to be provided by each customer.

## System Configuration



Notes: \*1. A computer connected to the MelEye system can control the special and emergency operations of the elevators.  
 \*2. The maximum number of additional computers is two devices.



*Our elevators, escalators and building management systems are always evolving, helping achieve our goal of being the No.1 brand in quality.*

*In order to satisfy customers in all aspects of comfort, efficiency and safety while realizing a sustainable society, quality must be of the highest level in all products and business activities, while priority is place on consideration for the environment.*

*As the times change, we promise to utilize the collective strengths of its advanced and environmental technologies to offer its customers safe and reliable products while contributing to society.*

\* Quality in Motion is a trademark of Mitsubishi Electric Corporation.

### ISO9001/14001 certification

Mitsubishi Electric Building Solutions Corporation Inazawa Building Systems Works has acquired ISO 9001 certification from the International Organization for Standardization based on a review of quality management. The plant has also acquired environmental management system standard ISO 14001 certification.



## MITSUBISHI ELECTRIC BUILDING SOLUTIONS CORPORATION

HEAD OFFICE : TOKYO BLDG., 2-7-3, MARUNOUCHI, CHIYODA-KU, TOKYO 100-8310, JAPAN  
[www.MitsubishiElectric.com/elevator](http://www.MitsubishiElectric.com/elevator)

**⚠ Safety Tips:** Be sure to read the instruction manual fully before using this product.



New publication effective Feb.2023.  
 Specifications are subject to change without notice.

©2023 Mitsubishi Electric Building Solutions Corporation